



# MDN STYLE TIPS FOR ZONE PAGES

7 November 2013

*Sheppy is the main point of contact for this, but please feel free to also contact Holly Habstritt Gaal (habber) or Sean Martell (Mart3ll) with questions and feedback.*

# STYLE GUIDE

## Where you can find it now

[https://developer.mozilla.org/en-US/docs/  
User:teoli/In\\_content](https://developer.mozilla.org/en-US/docs/User:teoli/In_content)

## Where it will move to soon

[https://developer.mozilla.org/en-US/docs/  
Project:MDN/Style\\_guide](https://developer.mozilla.org/en-US/docs/Project:MDN/Style_guide)

# ZONE COLORS

By default all **zones** should use the MDN blue as their header color. Our visual language project will have a work week in November to tackle color palettes and assignments.

Until then all zones on MDN should use the **Firefox Blue - `rgba(0,83,159,1)` - assigned to MDN.**

# SUB-HEADING STYLE

## Compatibility tables

The compatibility tables are at the

They must stay there, but we drop compatibility levels). To do it with don't want to take this challenge

## Using Persona on your site

### Getting started

#### Why Persona?

What's special about Persona compared to other identity and authentication systems.

#### Quick setup

A walkthrough showing how to add Persona to your website.

### API reference

#### The navigator.id API

### Guides

#### Security considerations

Practices and techniques for your Persona deployment.

#### Browser compatibility

Learn exactly which browsers support Persona.

#### Internationalization

Learn how Persona handles multiple languages.

# SUB-HEADINGS

Bold \*and\* all caps is a little too much prominence.  
Upper-case for first letter only.

## QUICKSTART

The basic information you need to get up and running: designing, building and publishing apps.

- [Your first app](#)
- [UI guidelines](#)
- [Developing app functionality](#)

## REFERENCE APPS

A number of sample Open Web Apps we have published for you to download, install, play with and learn from.

- [Chrono](#)
- [Face value](#)

## DESIGN PATTERNS

Information on making your app's UI intuitive and easy to use, regardless of what platform it's running on.

- [Design principles](#)
- [Responsive navigation patterns](#)
- [Installed app considerations](#)

## PAYMENT

We provide tailored take payments for your purchased apps and

- [Marketplace payments](#)
- [In-app payments](#)

## COMPONENTS

We've got a variety of templates and ready-made components to help speed up app development.

- [Using Mortar templates](#)
- [Custom elements](#)
- [Web components](#)

## PLATFORM GUIDE

A guide for platform developers on how the different components of Firefox OS fit together and work.

- [Gaia](#)
- [Gonk](#)
- [Gecko](#)

## BUILD & INSTALL


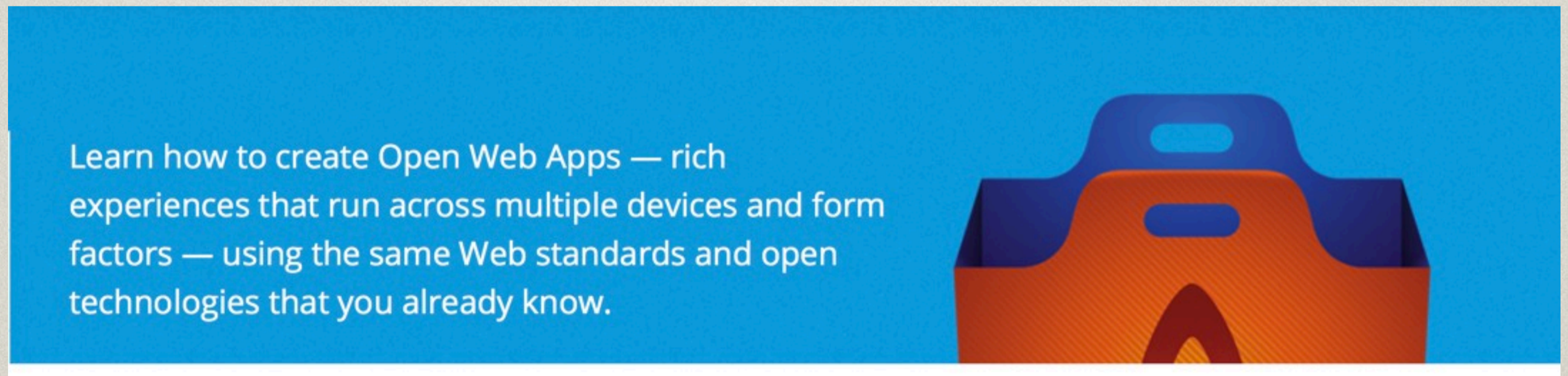
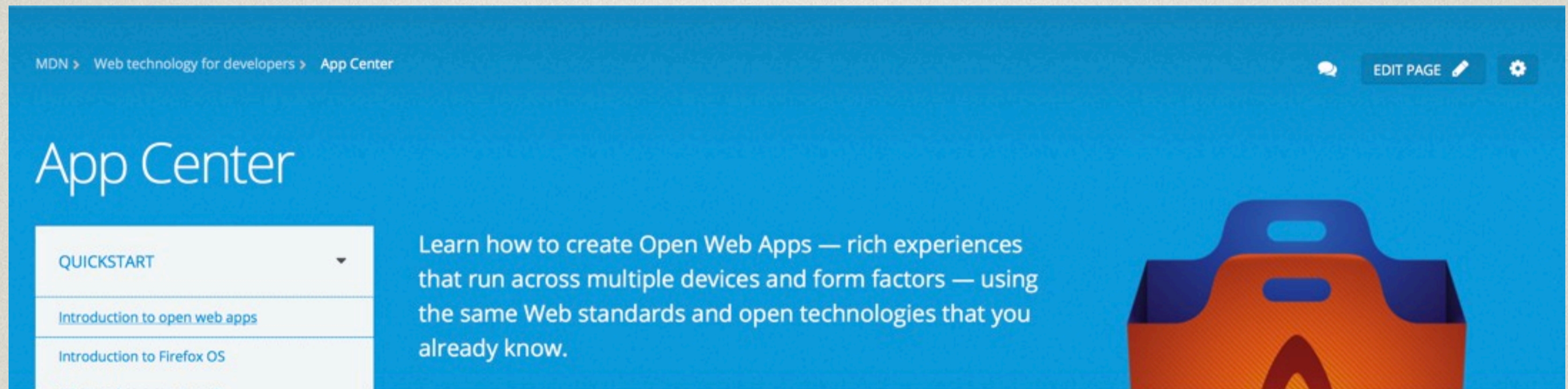
Guides covering building and installing Firefox OS on an emulator, compatible device, or desktop simulator.

- [Firefox OS build prerequisites](#)
- [Preparing for your first build](#)
- [Building Firefox OS](#)

<https://developer.mozilla.org/en-US/Apps?menu>

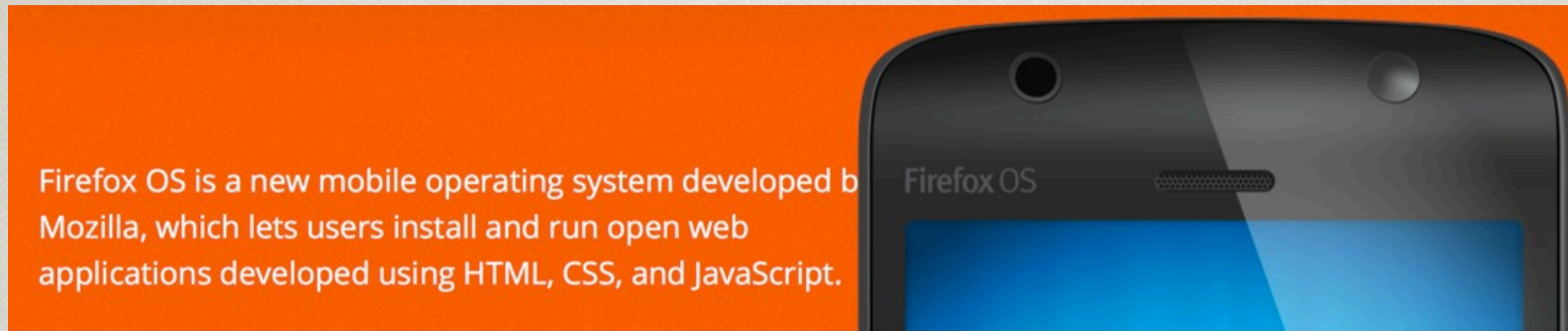
[https://developer.mozilla.org/en-US/docs/Mozilla/Firefox\\_OS?menu](https://developer.mozilla.org/en-US/docs/Mozilla/Firefox_OS?menu)

# HEADER IMAGES



# HEADER IMAGES

This is a really nice, **hi-res image** to use on this page, however, it is a little bit large.



[https://developer.mozilla.org/en-US/docs/Mozilla/Firefox\\_OS?menu](https://developer.mozilla.org/en-US/docs/Mozilla/Firefox_OS?menu)

\* overlapping content mentioned later in this PDF

Use the Apps page as a good example for **balance** between **messaging, image size, and spacing.**



<https://developer.mozilla.org/en-US/Apps?menu>

# HEADER IMAGES

If you don't have a hi-res and up-to-date image to accompany your section for launch, it is better to have no image displayed.



<https://developer.mozilla.org/en-US/docs/Project:MDN>

Sorry Sheppy! I know this is placeholder, but it's a good example :)



# BOX BORDER STYLE

## CSS Reference

An [exhaustive reference](#) for seasoned Web developers describing every property and concept of CSS.

# BOX BORDER STYLE

Perfect for highlighting next steps for users in our “action-driven boxes”

## CSS

Cascading Style Sheets, most of the time abbreviated as CSS, is a [stylesheet](#) language used to describe the presentation of a document written in [HTML](#) or [XML](#) (including various XML languages like [SVG](#) or [XHTML](#)). CSS describes how the structured element must be rendered on screen, on paper, in speech, or on other media.

CSS is one of the core languages of the *open web* and has a standardized [W3C specification](#). Developed in levels, CSS1 is now obsolete, CSS2.1 a recommendation and [CSS3](#), now split into smaller modules, is progressing on the standard track.

### CSS Reference

An [exhaustive reference](#) for [seasoned Web developers](#) describing every property and concept of CSS.

### CSS Tutorial

A [step-by-step introduction](#) to help [complete beginners](#) get started. It presents all the needed fundamentals.

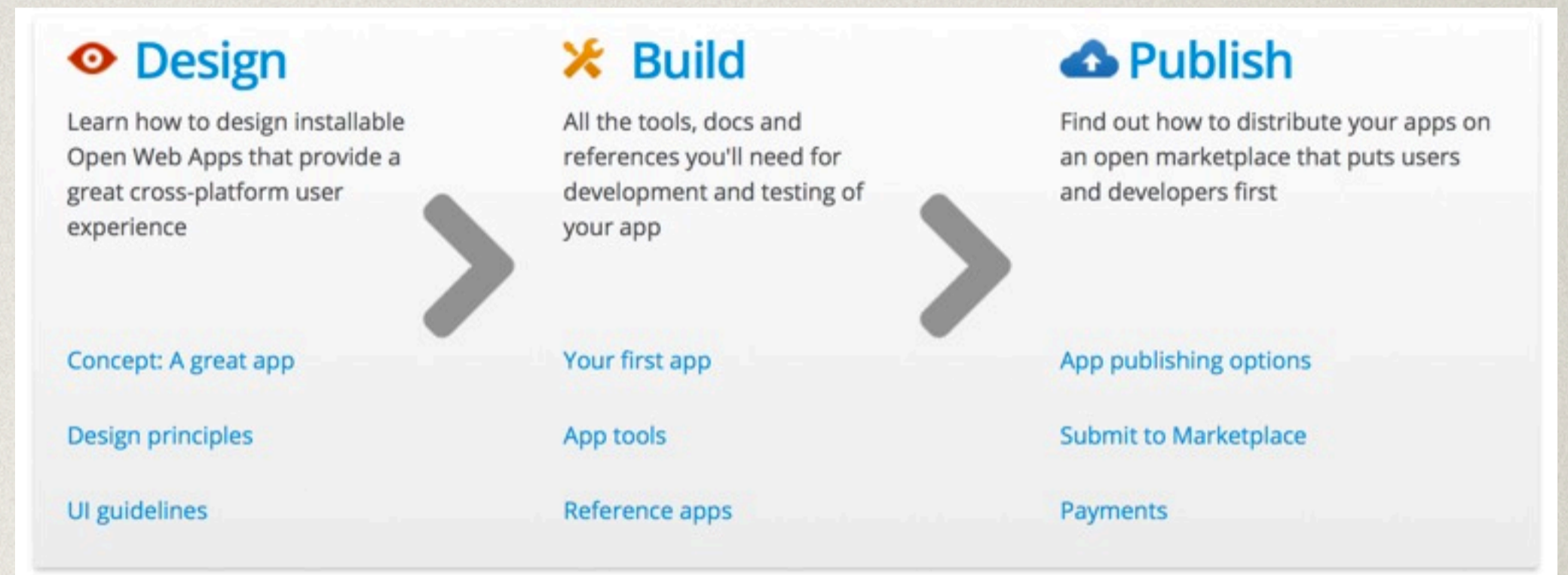
### CSS3 Demos

A [collection of demos](#) showing the [latest CSS technologies](#) in action: a boost for the creativity.

\* but make sure height is displaying consistently between multiple boxes if there is no major content volume difference within the boxes.

# BOX BORDER STYLE

Boxes on Zone pages where box style can be used



<https://developer.mozilla.org/en-US/Apps?menu>

## Build apps for Firefox OS

Head over to our Apps Center for all the information you could possibly need on building open web apps that can be installed on Firefox OS!

[https://developer.mozilla.org/en-US/docs/Mozilla/Firefox\\_OS?menu](https://developer.mozilla.org/en-US/docs/Mozilla/Firefox_OS?menu)

# COMMUNITY MODULE

Join the Community  
Mailing List/Newsgroup

Some Item

Some Item

Some Item

Some Item

Heading: Blah

Heading: Blah

Heading: Blah

*Notes: The "Mailing list/newsgroup" list will always be those four options. There will always be only one IRC option. The "Get help" section may not exist at all, or may have any number of options. See <http://jsfiddle.net/3XxQL/> for the styled version of this prototype.*

[https://developer.mozilla.org/en-US/docs/User:teoli/  
In\\_content#Community information boxes](https://developer.mozilla.org/en-US/docs/User:teoli/In_content#Community_information_boxes)

# COMMUNITY MODULE

**Join the Community**  
Mailing List/Newsgroup

Some Item Some Item Some Item Some Item

Heading: Blah

Heading: Blah

Heading: Blah

[https://developer.mozilla.org/en-US/docs/User:teoli/  
In\\_content#Community information boxes](https://developer.mozilla.org/en-US/docs/User:teoli/In_content#Community_information_boxes)

This module will be presented on almost all top-level landing pages for given technologies or topic areas, to provide links to the appropriate IRC channel, newsgroup, and other forums (like Stack Overflow).

**When to use?**

Zone Level pages and other top level pages where necessary. Not needed across all article pages.

**Why to use?**

So users have an expectation of what this information looks like so they can find it (and us) quickly.

**Placement?**

Bottom of page, below content. Top level pages are not as long (or shouldn't be) as article pages so it will still be easy to find.

# COMMUNITY MODULE

These are very nicely styled ways to display community information, but please use the style that Sean has provided so that we are consistent. If it is missing something that you need, just let us know and we can modify it.

## Stay in touch or get help!

Follow [our blog](#), join our [mailing list](#), find us in [#identity](#) on IRC, or [report a bug](#).

<https://developer.mozilla.org/en-US/Persona?menu>

## Getting help

If you're working with Firefox OS, or developing applications you'd like to run on Firefox OS devices, there are community resources to help you!

- Consult the Boot to Gecko project forum:
  - [as a mailing list](#)
  - [as a newsgroup](#)
  - [as a Google Group](#)
  - [as a Web feed](#)
- Ask your question on Mozilla's Boot to Gecko IRC channel: [#b2g](#)

Don't forget about the [netiquette...](#)

<https://developer.mozilla.org/en-US/docs/Tools>

### JSHint

JavaScript code analysis tool.

---

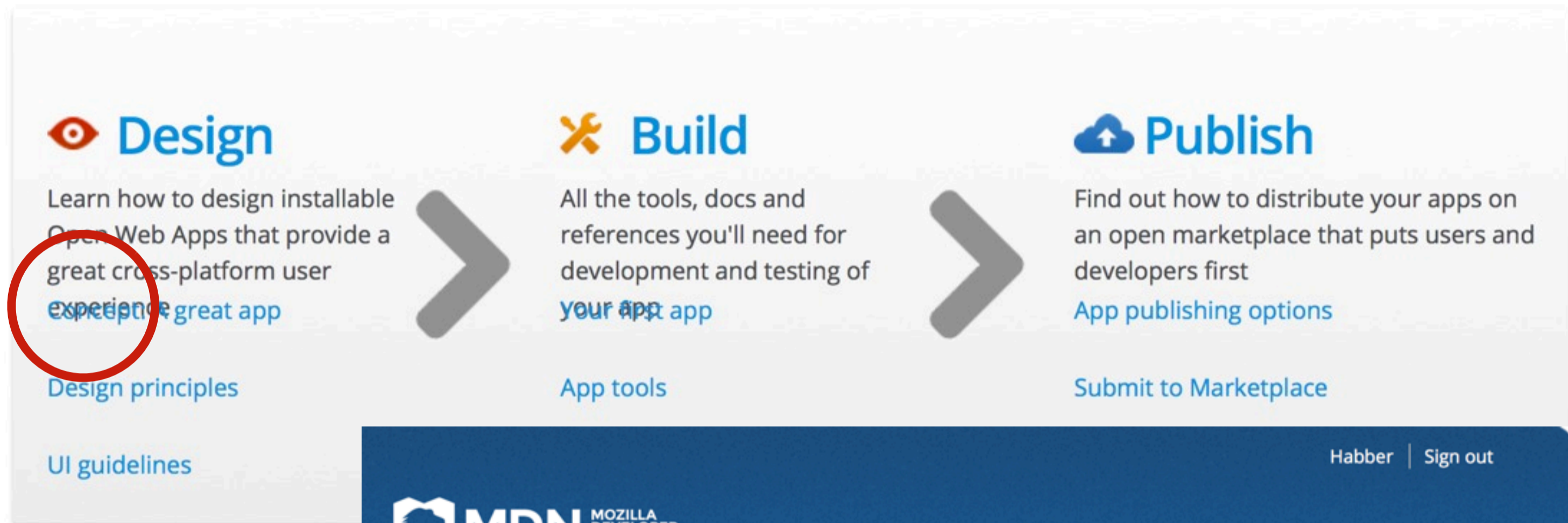
## Getting help

If you have any questions about the developer tools built into Firefox, please come and ask us on the [dev-developer-tools](#) mailing list or in the [#devtools](#) channel on [Mozilla's IRC network](#). You can also find out more about the team on our [Wiki page](#).

<https://developer.mozilla.org/en-US/docs/Tools>

# **OTHER TIPS**

# WATCH OUT FOR OVERLAPPING ELEMENTS



\* This one is fixed!  
<https://developer.mozilla.org/en-US/Apps?menu>

<https://developer.mozilla.org/en-US/docs/Project:MDN>

Habber | Sign out | mozilla

MDN MOZILLA DEVELOPER NETWORK

ZONES WEB PLATFORM TOOLS DEMOS

MDN > The MDN project

EDIT PAGE

## The MDN project

ABOUT MDN

CONTRIBUTING TO MDN

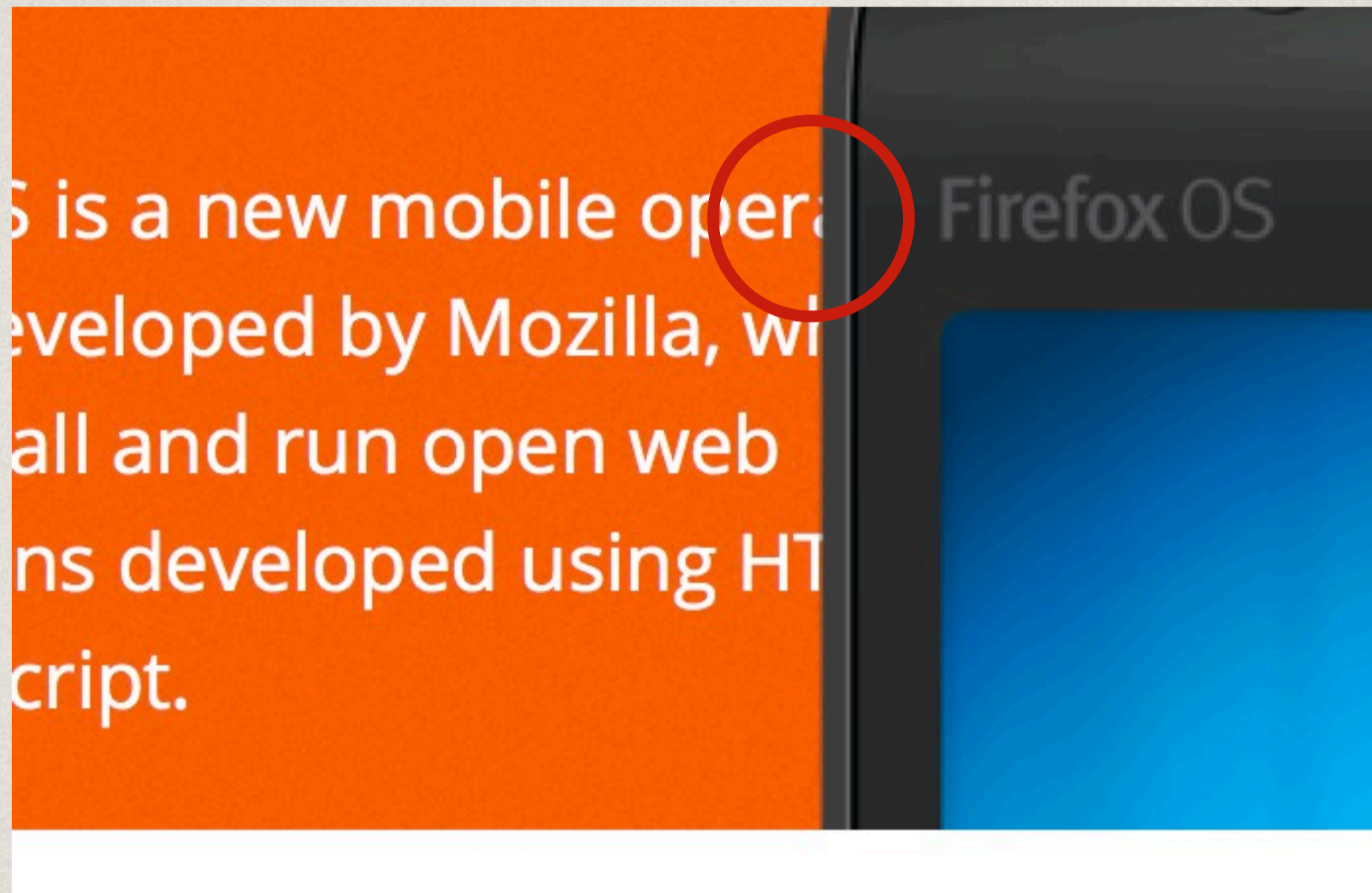
KLIMA

The goal of the MDN project is to **document** the Open Web, Mozilla technologies, and Mozilla projects. We invite you to help!

The Mozilla Developer Network (MDN) is a wiki on which we document the open Web, Mozilla technologies,



# WATCH OUT FOR OVERLAPPING ELEMENTS



[https://developer.mozilla.org/en-US/docs/Mozilla/Firefox\\_OS?menu](https://developer.mozilla.org/en-US/docs/Mozilla/Firefox_OS?menu)

\* Also keep an eye on responsive view to make sure your content and links are still readable

THANK YOU