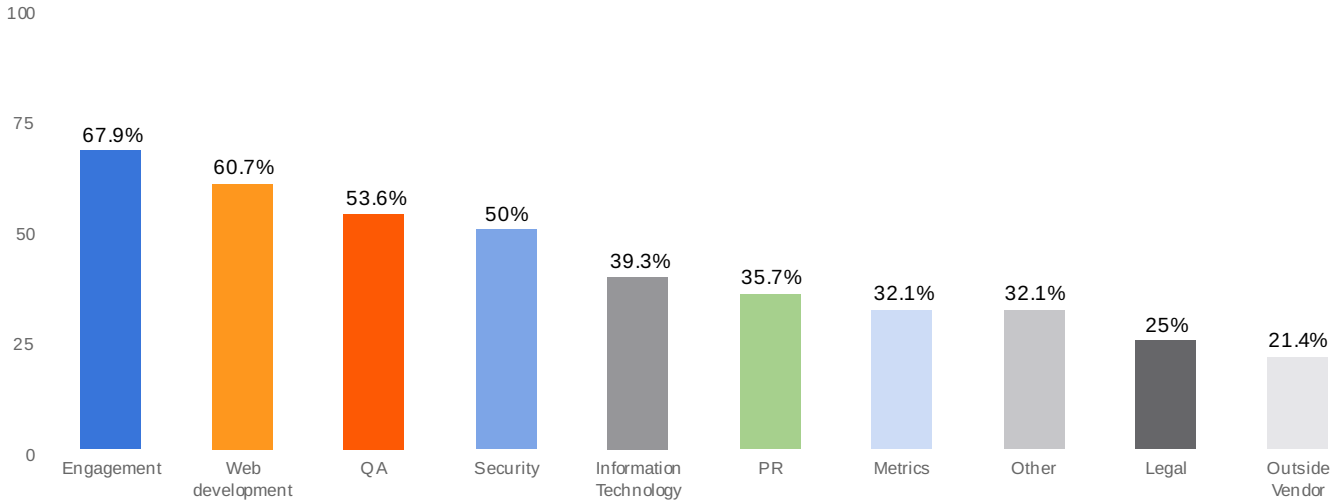


Program/Project Manager Summary

Survey: Mozilla Project Management Survey (Internal)

Which teams do you regularly work with in order to complete your projects?

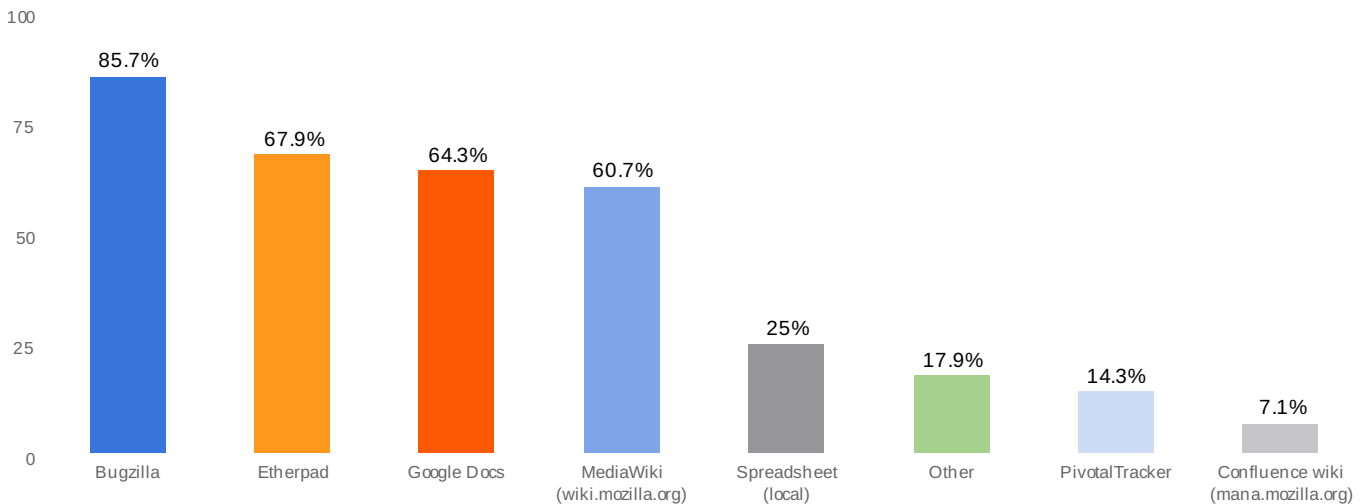


Which teams do you regularly work with in order to complete your projects?

Value	Count	Percent %
Engagement	19	67.9%
Web development	17	60.7%
QA	15	53.6%
Security	14	50%
Information Technology	11	39.3%
PR	10	35.7%
Metrics	9	32.1%
Other	9	32.1%
Legal	7	25%
Outside Vendor	6	21.4%

Statistics	
Total Responses	28

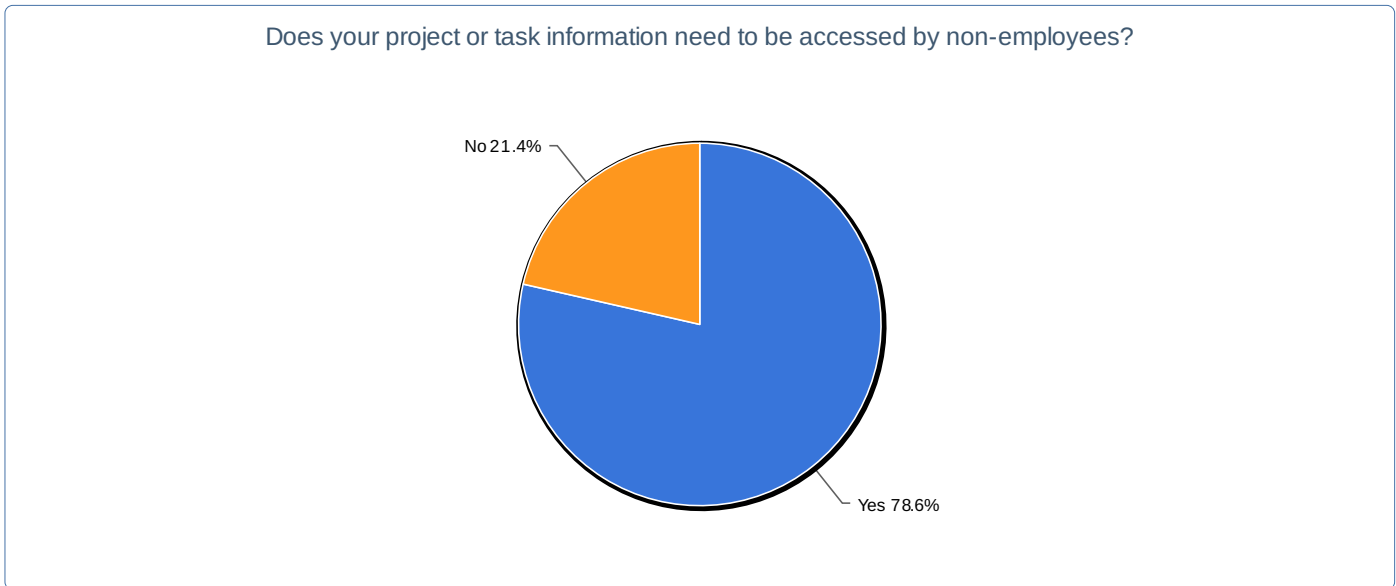
Do you use any of the following tools to track tasks and projects?



Do you use any of the following tools to track tasks and projects?

Value	Count	Percent %
Bugzilla	24	85.7%
Etherpad	19	67.9%
Google Docs	18	64.3%
MediaWiki (wiki.mozilla.org)	17	60.7%
Spreadsheet (local)	7	25%
Other	5	17.9%
PivotalTracker	4	14.3%
Confluence wiki (mana.mozilla.org)	2	7.1%

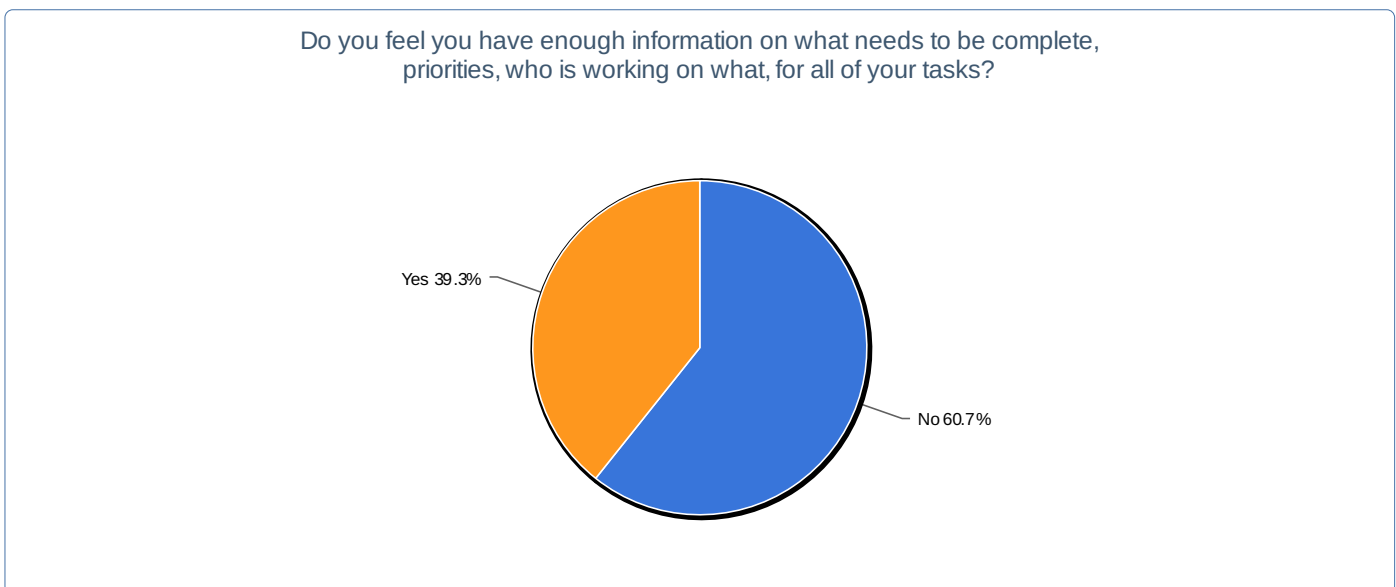
Statistics	
Total Responses	28



Does your project or task information need to be accessed by non-employees?

Value	Count	Percent %
Yes	22	78.6%
No	6	21.4%

Statistics	
Total Responses	28



Do you feel you have enough information on what needs to be complete, priorities, who is working on what, for all of your tasks?

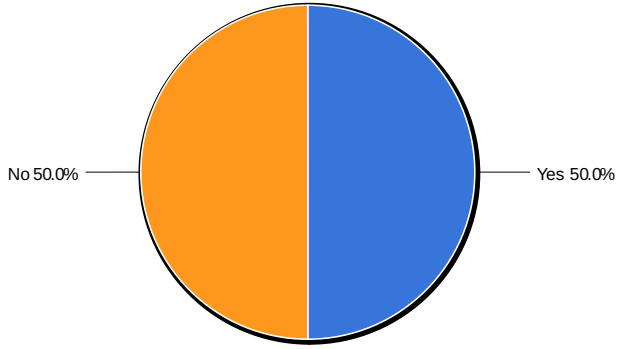
Value	Count	Percent %
-------	-------	-----------

Statistics	
------------	--

No	17	60.7%
Yes	11	39.3%

Total Responses	28
-----------------	----

Are any of your team's quarterly goals at-risk due over-utilization of your team's resources? (are you being asked to do more than what is possible?)

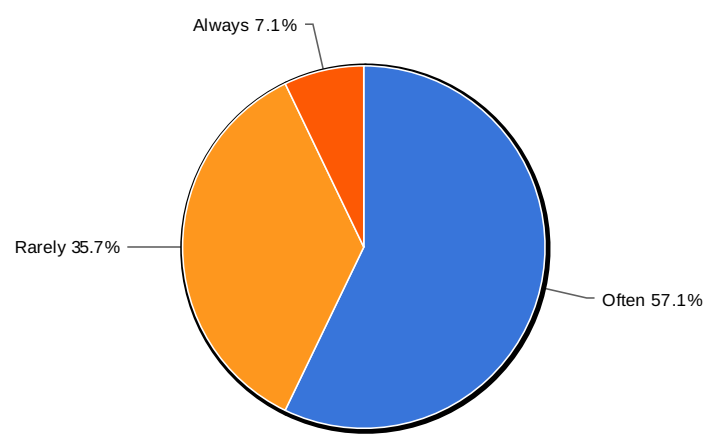


Are any of your team's quarterly goals at-risk due over-utilization of your team's resources? (are you being asked to do more than what is possible?)

Value	Count	Percent %
Yes	14	50%
No	14	50%

Statistics	
Total Responses	28

How often do requested projects change significant scope or get cancelled?

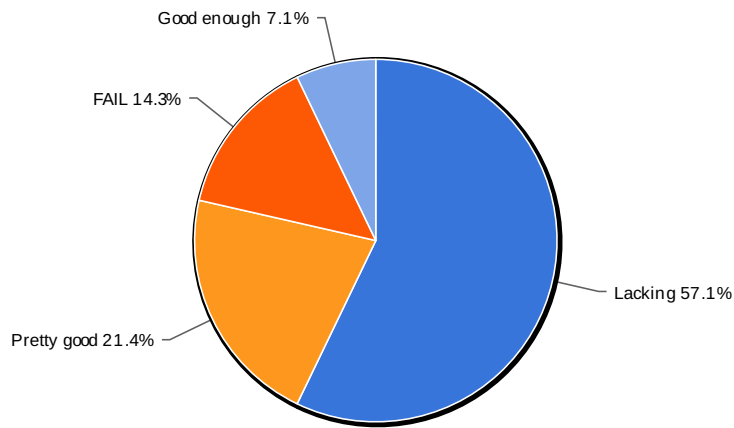


How often do requested projects change significant scope or get cancelled?

Value	Count	Percent %
Often	16	57.1%
Rarely	10	35.7%
Always	2	7.1%

Statistics	
Total Responses	28

Please rate the organization's ability to plan upcoming projects effectively.

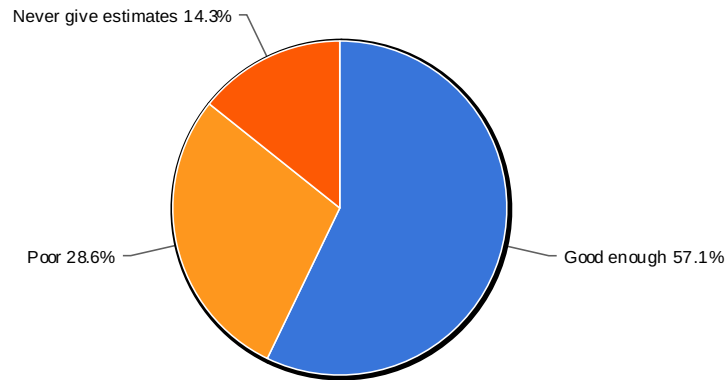


Please rate the organization's ability to plan upcoming projects effectively.

Value	Count	Percent %
Lacking	16	57.1%
Pretty good	6	21.4%
FAIL	4	14.3%
Good enough	2	7.1%

Statistics	
Total Responses	28

Please rate how effective you or your dept is in estimating the amount of effort required to complete a requested project.

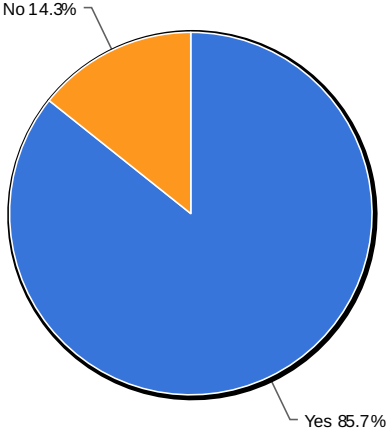


Please rate how effective you or your dept is in estimating the amount of effort required to complete a requested project.

Value	Count	Percent %
Good enough	16	57.1%
Poor	8	28.6%
Never give estimates	4	14.3%

Statistics	
Total Responses	28

Do you feel you know what you need to do to help Mozilla grow positively?



Do you feel you know what you need to do to help Mozilla grow positively?

Value	Count	Percent %
Yes	24	85.7%
No	4	14.3%

Statistics	
Total Responses	28