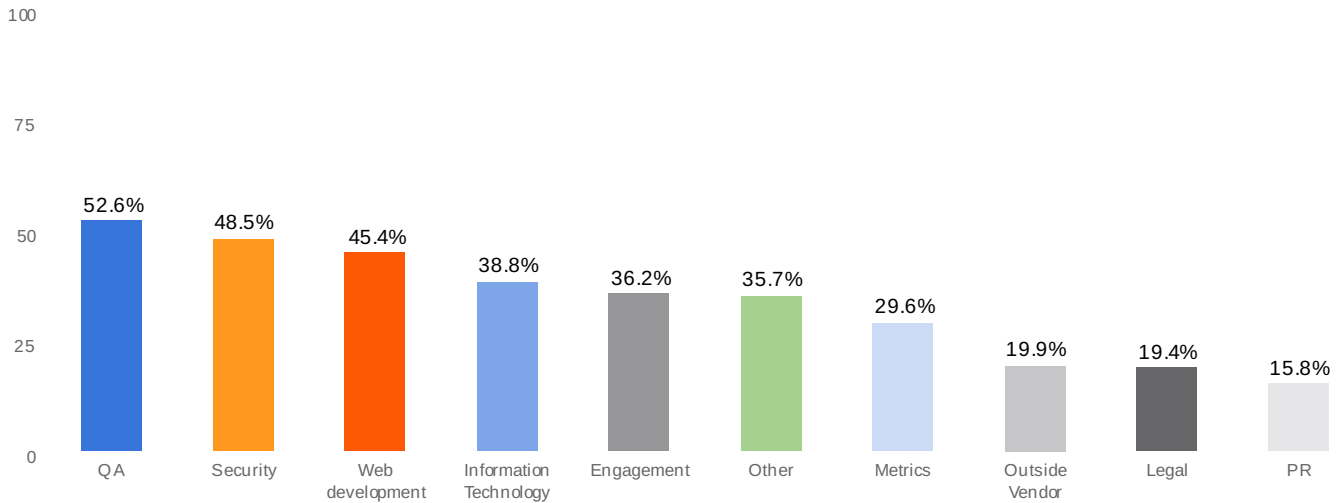


Summary Report (no others)

Survey: Mozilla Project Management Survey (Internal)

Which teams do you regularly work with in order to complete your projects?

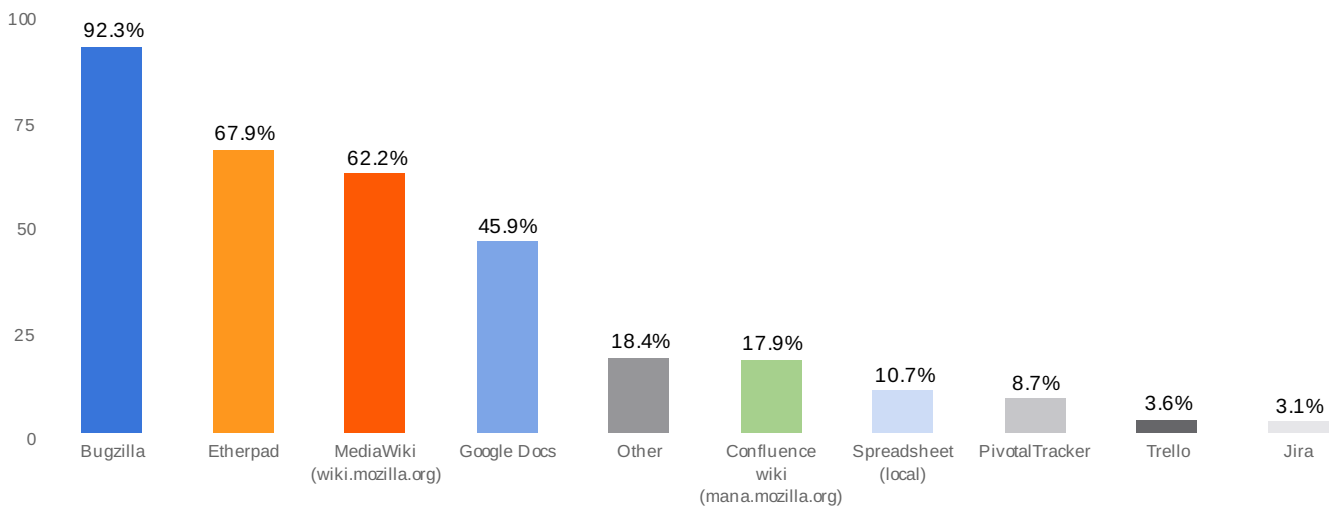


Which teams do you regularly work with in order to complete your projects?

Value	Count	Percent %
QA	103	52.6%
Security	95	48.5%
Web development	89	45.4%
Information Technology	76	38.8%
Engagement	71	36.2%
Other	70	35.7%
Metrics	58	29.6%
Outside Vendor	39	19.9%
Legal	38	19.4%
PR	31	15.8%

Statistics	
Total Responses	196

Do you use any of the following tools to track tasks and projects?



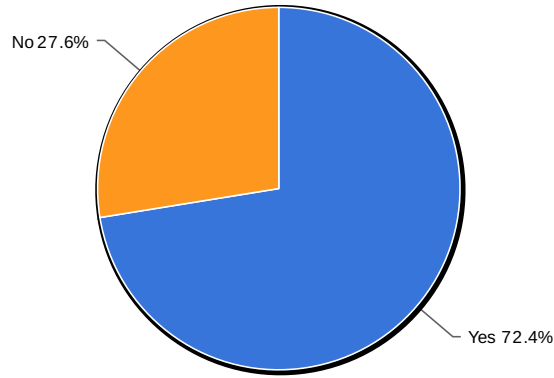
Do you use any of the following tools to track tasks and projects?

Value	Count	Percent %
Bugzilla	181	92.3%
Etherpad	133	67.9%
MediaWiki (wiki.mozilla.org)	122	62.2%
Google Docs	90	45.9%
Other	36	18.4%
Confluence wiki (mana.mozilla.org)	35	17.9%
Spreadsheet (local)	21	10.7%
PivotalTracker	17	8.7%
Trello	7	3.6%
Jira	6	3.1%

Statistics	
Total Responses	196

Open-Text Response Breakdown for "Other"	Count
<i>Left Blank</i>	2
BaseCamp	1
Basecamp	1
Email	1
Evernote, basecamp, AgileZen,	1
GitHub	2
Github	4
IRC	1
MozillaStatusBoard	1
OMGBUGS	1
Personal todo list	1
Remember the Milk	1
Teambox	1
The Lightning Extension	1
Things	2
Things (mac desktop app)	1
Thunderbird	1
Weekly Status Update tool from bsmedberg	1
cocktail napkin	1
email, lots of email	1
gantt chart generators	1
github	2
github issue tracker	1
intranet wiki, irc, email	1
intranet.mozilla.org wiki	1
irc, git	1
local text file	1
online file storage services (dropbox & al.)	1
wunderlist	1

Does your project or task information need to be accessed by non-employees?

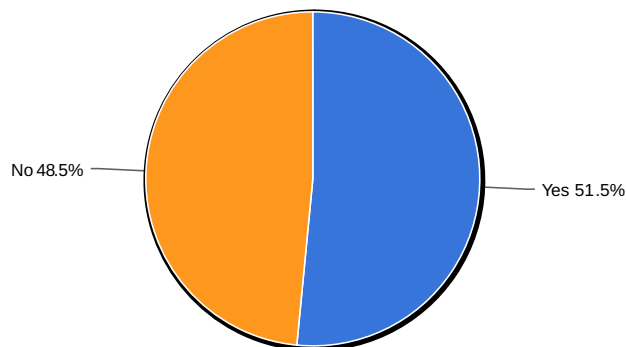


Does your project or task information need to be accessed by non-employees?

Value	Count	Percent %
Yes	142	72.4%
No	54	27.6%

Statistics	
Total Responses	196

Do you feel you have enough information on what needs to be complete, priorities, who is working on what, for all of your tasks?

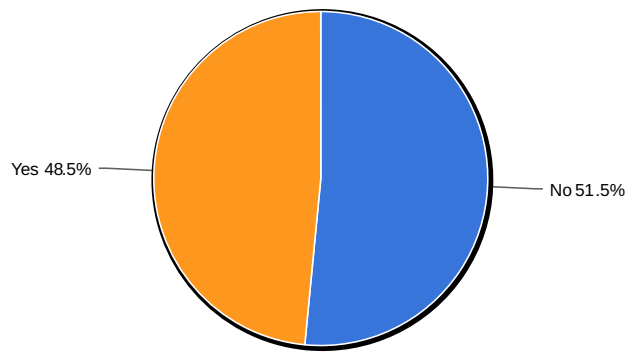


Do you feel you have enough information on what needs to be complete, priorities, who is working on what, for all of your tasks?

Value	Count	Percent %
Yes	101	51.5%
No	95	48.5%

Statistics	
Total Responses	196

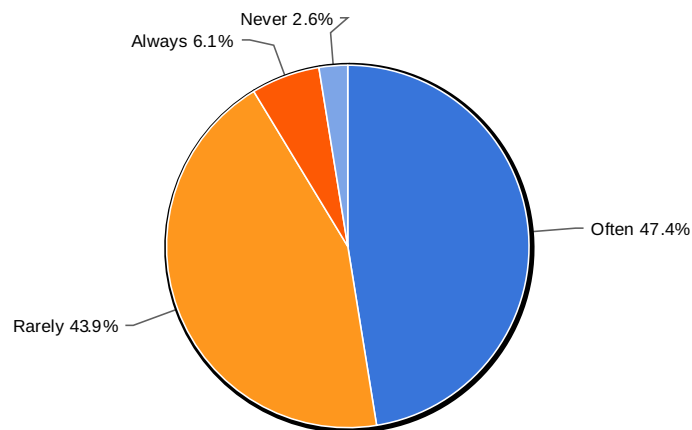
Are any of your team's quarterly goals at-risk due over-utilization of your team's resources? (are you being asked to do more than what is possible?)



Are any of your team's quarterly goals at-risk due over-utilization of your team's resources? (are you being asked to do more than what is possible?)

Value	Count	Percent %	Statistics	
No	101	51.5%	Total Responses	196
Yes	95	48.5%		

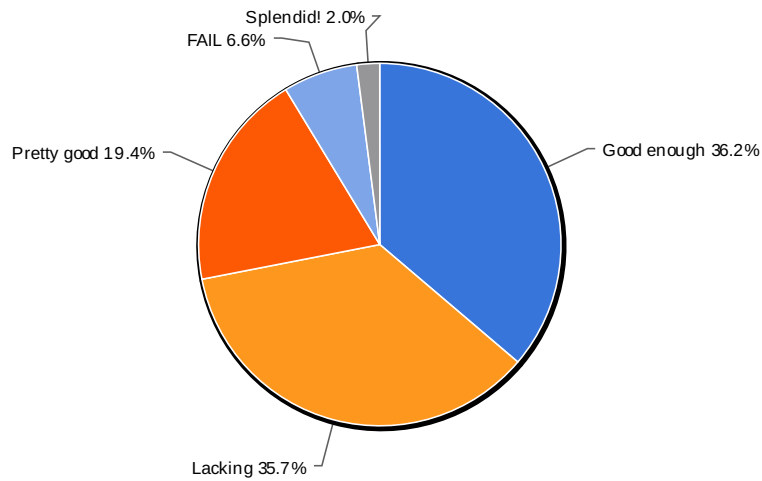
How often do requested projects change significant scope or get cancelled?



How often do requested projects change significant scope or get cancelled?

Value	Count	Percent %	Statistics	
Often	93	47.4%	Total Responses	196
Rarely	86	43.9%		
Always	12	6.1%		
Never	5	2.6%		

Please rate the organization's ability to plan upcoming projects effectively.

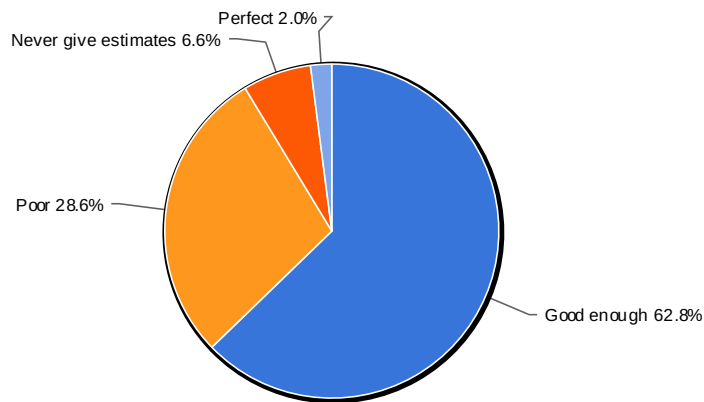


Please rate the organization's ability to plan upcoming projects effectively.

Value	Count	Percent %
Good enough	71	36.2%
Lacking	70	35.7%
Pretty good	38	19.4%
FAIL	13	6.6%
Splendid!	4	2%

Statistics	
Total Responses	196

Please rate how effective you or your dept is in estimating the amount of effort required to complete a requested project.

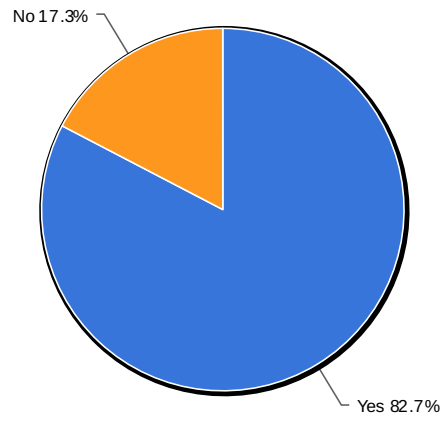


Please rate how effective you or your dept is in estimating the amount of effort required to complete a requested project.

Value	Count	Percent %
Good enough	123	62.8%
Poor	56	28.6%
Never give estimates	13	6.6%
Perfect	4	2%

Statistics	
Total Responses	196

Do you feel you know what you need to do to help Mozilla grow positively?



Do you feel you know what you need to do to help Mozilla grow positively?

Value	Count	Percent %
Yes	162	82.7%
No	34	17.3%

Statistics	
Total Responses	196